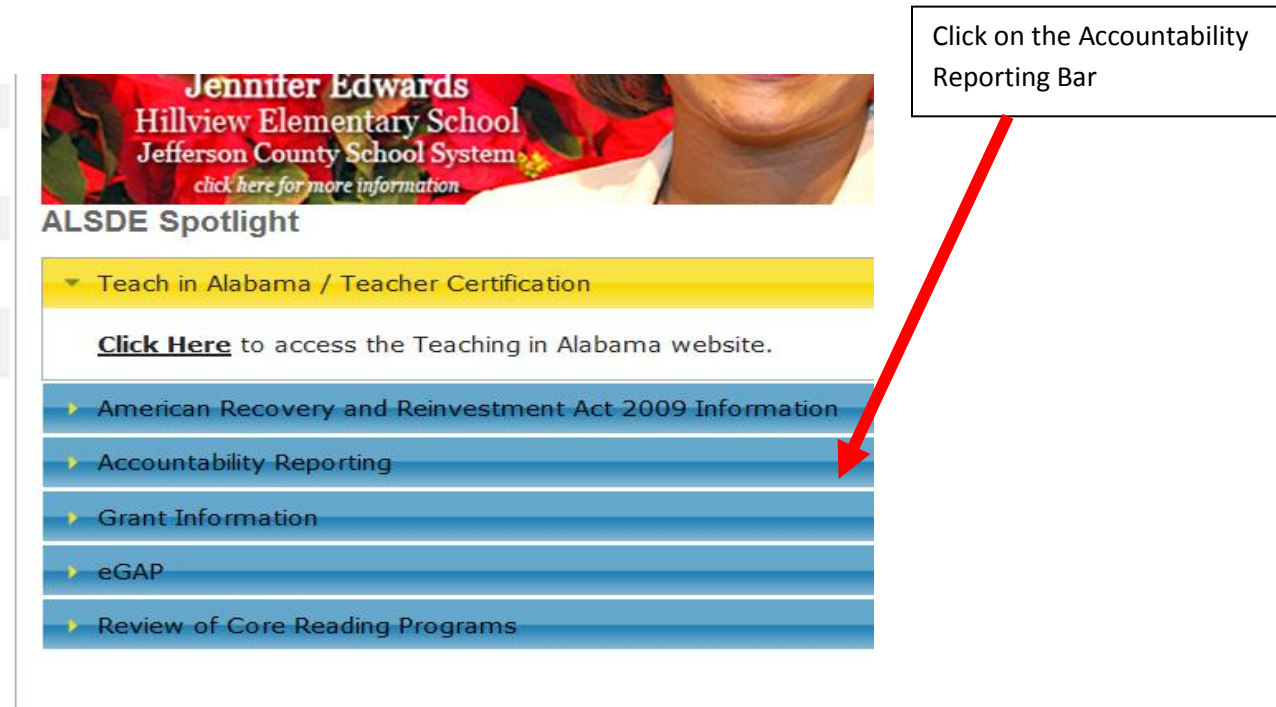
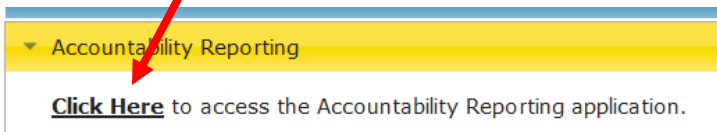


Instructions for on accessing Accountability Reports on the ALSDE Website:

Go to the main page find the Accountability Reporting Bar on the lower right side



Then Click Here



The following screen will appear:



There are 3 categories of reports available on the page:

The Top Section is accessed by clicking on the button:



This brings up the following screen:

1 - Select School Year -- Please Select --

2 - Select Report * Caution should be used when comparing Stanford 9 and Stanford 10 scores. The Stanford 9 is based on 1995 norms and the Stanford 10, a different test, is based on 2002 norms.

3 - Select System

4 - Select School * Only schools with a valid report in the system selected will be available.

5 - Select Grade

6 - Select Subject

7 - Please select the categories you wish to see reported.

Select All Categories Deselect All Categories

Special Education General Education

Select all Genders Male Female Unknown

Select all Ethnicities American Indian / Alaskan Native Asian / Pacific Islander Black Hispanic White Unknown Ethnicity

Select all Special Groups Migrant Non Migrant Limited English Proficiency Non Limited English Proficiency Free Lunch Reduced Lunch Non-Poverty (Fully Paid Lunch)

1. Select the School Year from the Drop-down Box

2. Select the Desired Report:

1 - Select School Year 2009-2010

2 - Select Report -- Please Select --

3 - Select System

4 - Select School

5 - Select Grade

6 - Select Subject

Alabama Alternate Assessment Exam
Alabama Direct Assessment of Writing Exam
Alabama High School Graduation Exam
Alabama Reading and Mathematics Test
Alabama Science Assessment Exam
Annual Accountability Results
Stanford Achievement Test - 10th Edition

3. For all Reports except “ Annual Accountability Results”, you must also complete selections 3 through 7.

These reports will give you a 2 year comparison of Assessment Results (Percent by Level of Proficiency) disaggregated by population sub group. The Annual Accountability Results provide AYP Results- Red/Green Reports.

Section 2 provides bulk Assessment Result Files in either EXCEL or CSV format for the years 2004 through 2010:

[Download Zipped Accountability Data \(Excel, CSV\) files in Bulk](#)

2004

- o [Alabama Alternate Assessment \(AAA\) Exam](#)
- o [Alabama Direct Assessment of Writing \(ADAW\)](#)
- o [Alabama High School Graduation \(AHSGE\) Exam](#)
- o [Alabama Reading and Mathematics Test \(ARMT\)](#)
- o [Stanford Achievement Test \(SAT\) - 10th Edition](#)

2005

- o [Alabama Alternate Assessment \(AAA\) Exam](#)
- o [Alabama Direct Assessment of Writing \(ADAW\)](#)
- o [Alabama High School Graduation \(AHSGE\) Exam](#)
- o [Alabama Reading and Mathematics Test \(ARMT\)](#)
- o [Stanford Achievement Test \(SAT\) - 10th Edition](#)

Section 3 provides PDF formatted reports for the specified year and are selected by clicking on the appropriate report name once the year is specified:

Accountability Documents and Reports

Use the list boxes below to view Accountability Reports.

Select School Year

-- Please Select --
-- Please Select --
2009-2010
2008-2009
2007-2008
2006-2007
2005-2006

[Files in Bulk](#)

Included are all AYP Release Reports, all federally mandated Reports, School Status Reports, and other related reports.

- 2010 Interpretive Guide (Adobe Acrobat File)
- 2010 Rewards and Interventions Plan (Adobe Acrobat File)
- 2010 School Choice and Supplemental Education Services Frequently Asked Questions (Adobe Acrobat File)
- 2010 Press Release-----
- 2010 Adequate Yearly Progress News Release (Adobe Acrobat File)
- 2010 Adequate Yearly Progress Interview Transcript (Adobe Acrobat File)
- 2010 List of Reports for AYP (Adobe Acrobat File)
- 2010 Adequate Yearly Progress Status of Schools List (Excel File)
- 2010 Adequate Accountability Slideshow (Adobe Acrobat File)
- 2010 Talking Points for the Stanford Achievement Test (Adobe Acrobat File)
- 2010 Talking Points for the Alabama Reading and Mathematics Test (Adobe Acrobat File)
- 2010 Talking Points for the Alabama Alternate Assessment (Adobe Acrobat File)
- 2010 Talking Points for the Alabama High School Graduation Exam (Adobe Acrobat File)
- 2010 Talking Points for the Alabama Direct Assessments of Writing (Adobe Acrobat File)
- 2010 Talking Points for the Alabama Science Assessment (Adobe Acrobat File)
- 2010 Status of Systems/Schools ----
- 2010 Systems That Made Adequate Yearly Progress (Adobe Acrobat File)
- 2010 Schools That Made Adequate Yearly Progress (Adobe Acrobat File)
- 2010 Title I Schools That Made Adequate Yearly Progress (Adobe Acrobat File)
- 2010 Non-Title I Schools That Made Adequate Yearly Progress (Adobe Acrobat File)
- 2010 Schools That Made Adequate Yearly Progress Two (2) Consecutive Years (Adobe Acrobat File)
- 2010 Title I Schools That Made Adequate Yearly Progress Two (2) Consecutive Years (Adobe Acrobat File)
- 2010 Non-Title I Schools That Made Adequate Yearly Progress Two (2) Consecutive Years (Adobe Acrobat File)
- 2010 Schools That Made 90-99.99% of Goals (Adobe Acrobat File)
- 2010 Schools That Made 80-89.99% of Goals (Adobe Acrobat File)
- 2010 Schools That Made 70-79.99% of Goals (Adobe Acrobat File)
- 2010 Schools That Made 60-69.99% of Goals (Adobe Acrobat File)
- Please Select --

[Download Zipped AYP PDF Files in Bulk](#)









The Fourth section of reports provides bulk zipped AYP files that are available for downloading

[Download Zipped AYP PDF Files in Bulk](#)

2009-2010

- [State Status Report \(PDF\)](#)
- [Status Reports for all city systems](#)
- [Status Reports for all county systems](#)
- [Chief State School Officers \(CSSO\) Reports](#)
- [Raw data](#)
- [Press documents](#)
- [Status documents](#)

For Example: Raw Data = AYP Results in spreadsheets for use in analysis:

Name	Type	Compressed size	Password ...
 2010AYPSchoolDetail_Birmingham...	Microsoft Office Excel 97-...	259 KB	No
 2010AYPSchoolDetail_HuntsvilleArea	Microsoft Office Excel 97-...	208 KB	No
 2010AYPSchoolDetail_MobileArea	Microsoft Office Excel 97-...	117 KB	No
 2010AYPSchoolDetail_Montgomer...	Microsoft Office Excel 97-...	178 KB	No
 2010AYPSchoolDetail_WestAlabam...	Microsoft Office Excel 97-...	106 KB	No
 2010AYPSchoolSummary	Microsoft Office Excel 97-...	132 KB	No
 2010AYPSystemDetail	Microsoft Office Excel 97-...	238 KB	No
 2010AYPSystemSummary	Microsoft Office Excel 97-...	51 KB	No

All other Reports can be accessed under the report tab on the front page of the ALSDE Website:



By School and by System Include:

Report Cards (School Profiles and Financial Report)

And links back to the Accountability Reporting System for AYP and Assessment Results

Blount Co - Hayden High Sch

Reports:

2008-2009

- Profile Report (PDF Format)
- Financial Report (PDF Format)
- HS Graduation Exam Scores
- SAT-10 Scores
- Writing Assessment Scores
- Alabama Reading and Mathematics Test (ARMT) Scores
- Adequate Yearly Progress (AYP) Results

2007-2008

State Level Reports:

State of Alabama

Reports:

2008-2009

- 2008-2009 Alabama Education Report Card
- NCLB Report Card (PDF Format)
- HS Graduation Exam
- SAT-10 Scores
- Writing Assessment Scores
- Alternate Assessment Scores

2007-2008

- Report Card (PDF Format)
- HS Graduation Exam
- SAT-10 Scores
- Writing Assessment Scores
- Alternate Assessment Scores

2006-2007

Public AD Hoc Data Reports for Schools, Systems, and State by Year:

**Alabama State Department of Education
Public Data Reports**

Select a report to view:

Select A Report ▼

- Select A Report
- Enrollment By Ethnicity and Gender (School Level)
- Enrollment By Ethnicity and Gender (State Level)
- Enrollment By Ethnicity and Gender (System Level)
- Dropout Report (School Level)
- Dropout Report (State Level)
- Dropout Report (System Level)
- Free Lunch By System and School
- Graduate Report By System and School

Once a Report is selected, then select year and run report. Results can be exported to EXCEL.